

The background of the page is decorated with various sizes of pink hearts, some of which have black arrows pointing towards them. A thick pink border frames the central text area.

Valentines Day

Activity Pack
For all ages

The logo is a pink, cloud-like shape with three blue stars at the top. The text 'FAMILY LOWDOWN' is written in bold, yellow, sans-serif capital letters.

**FAMILY
LOWDOWN**

POWERED BY FAMILIES



Valentines crafts

Really simple Valentines crafts using paper and glue.

You will need:

Glue

Paper

String

Hole punch (or sharp pencil)

Cut out lots of heart shapes in different colours, materials and textures. Lace or paper doilies are good for this too.

Layer them and stick them together using a glue stick. These look great stuck onto cards or thread onto string to create valentines bunting or a valentines mobile!

★★★
**FAMILY
LOWDOWN**

POWERED BY FAMILIES

★★★
**FAMILY
LOWDOWN**

POWERED BY FAMILIES

Valentines bingo

Each player draws six boxes on some scrap paper. In each box they write one of the words below. The dealer reads out a word at a time and each player with that word crosses it out. Play until one player has crossed out all their words. They can shout 'Bingo' when this happens.

LOVE

HEARTS

FEBRUARY

VALENTINE

FAMILY

SPARKLES

CUPID

ANGEL

SWEETHEART

ROSES

BE MINE

LOVE U

PARTY

TREAT

KISSES

CUTIE PIE



VALENTINES

WORD SEARCH

| | | | | | | | | | | |
|---|---|---|---|---|---|---|---|---|---|---|
| H | S | E | S | S | I | K | O | N | U | F |
| W | E | R | R | E | V | I | L | S | A | E |
| I | E | A | E | T | H | N | E | E | H | B |
| N | T | C | R | L | O | D | T | N | U | R |
| S | A | H | Z | T | A | H | T | I | S | U |
| E | R | O | H | R | E | U | E | T | R | A |
| D | I | P | U | C | G | G | R | N | E | R |
| S | M | I | L | E | D | S | E | E | W | Y |
| R | L | H | T | S | E | I | R | L | O | S |
| I | E | X | L | O | V | E | T | A | L | F |
| S | W | E | E | T | A | N | S | V | F | O |

LOVE

VALENTINES

CUPID

SMILE

HEART

KIND

KISSES

LETTER

SWEET

FEBRUARY

HUGS

FLOWERS



Valentines Day

Using the letters in 'Valentines Day' create as many words as you can. All words must be more than three letters long and must be spelled correctly.








1. _____
2. _____
3. _____
4. _____
5. _____
6. _____
7. _____
8. _____
9. _____
10. _____
11. _____
12. _____
13. _____
14. _____
15. _____
16. _____
17. _____
18. _____
19. _____
20. _____

21. _____
22. _____
23. _____
24. _____
25. _____
26. _____
27. _____
28. _____
29. _____
30. _____
31. _____
32. _____
33. _____
34. _____
35. _____
36. _____
37. _____
38. _____
39. _____
40. _____



ROLL A Valentine story

Roll the dice 3 times.
Every time you roll, a different element of your story is revealed.
Once you have finished rolling the dice, write or tell your story.

|  | 1ST ROLL CHARACTER | 2ND ROLL SETTING | 3RD ROLL CONFLICT |
|---|-------------------------------------|-----------------------------------|------------------------------------|
|  | Cupid | At the post office | Somebody loses their voice |
|  | A mail carrier | At a candy store | Somebody forgets what day it is |
|  | My best friend | At a wedding | Somebody forgets how to dance |
|  | My teacher | In a city | Somebody finds a ring |
|  | A shop assistant | At an amusement park | Somebody feels lonely |
|  | A girl / boy | At a restaurant | Someone breaks cupid's bow |

VALENTINE'S DAY WORD SCRAMBLE



Unscramble the Valentine's Day words

ovle

flerow

piduc

ocothecal

ydanc

eheesarwtt




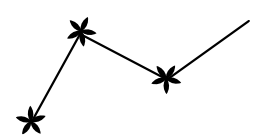
ridfsen

sesro


htera

waror




Happy Valentine's Day



X ♥ X ♥








love



Color & Cut Valentine

Color each heart. Cut out and give to a friend!






Valentine Acrostic Poem

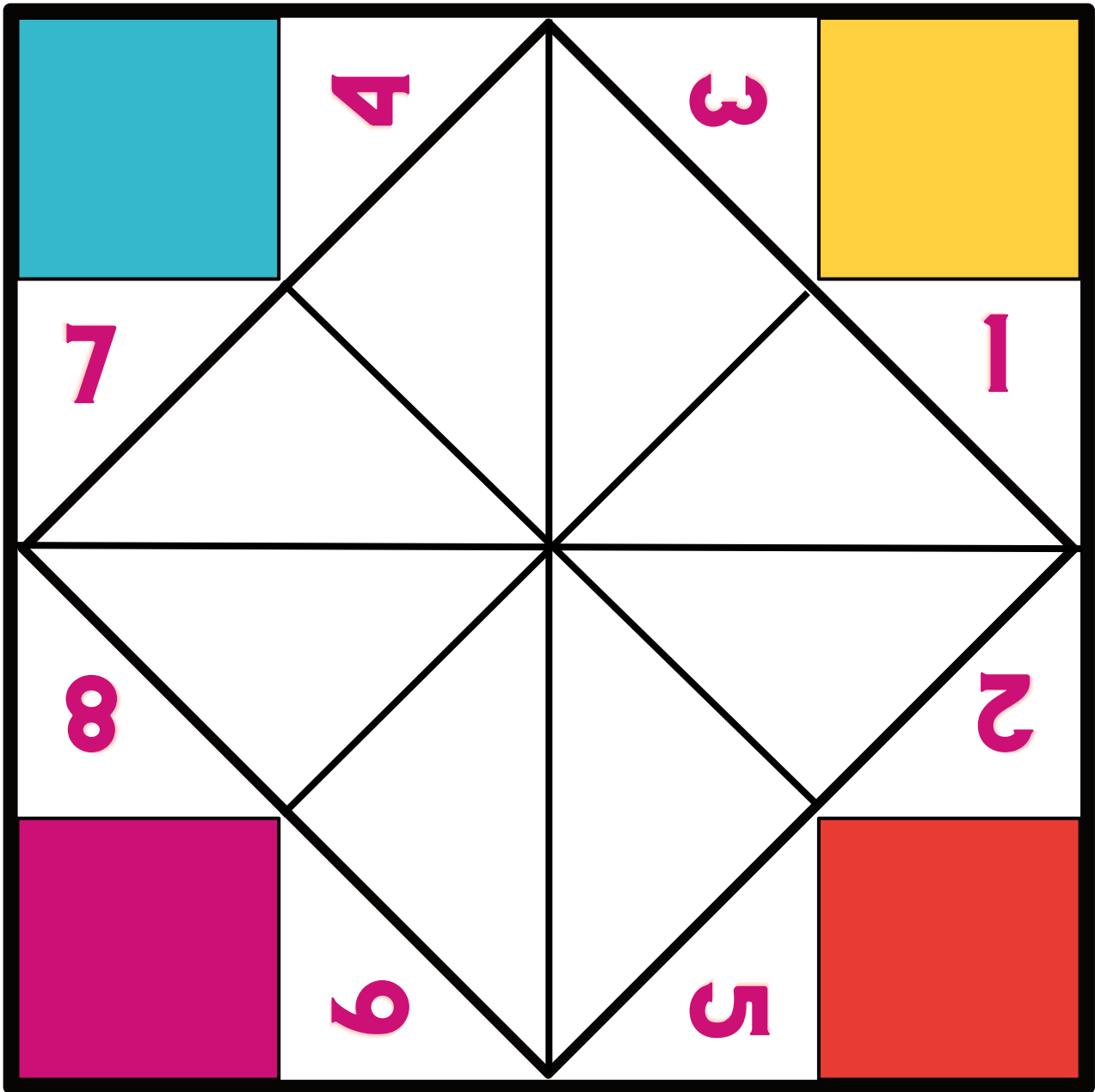
Acrostic poetry is easy! Each line starts with the letter on the left. Brainstorm words or phrases that align with the topic on the back of this paper. Your phrases do not have to rhyme and they can be as long or short as your wish them to be. Acrostics are an easy way to write poetry.

V
A
L
E
N
T
I
N
E

Make a Bookmark



Valentines Fortune Teller



Cut out this fortune teller - write fortunes, messages, dares or loves on each of the triangles in the centre. Crease along all the lines on the template. Then bring the corners to the center of the paper. Start with one of the bottom corners and fold it to the middle of the paper where the creases intersect. Turn your paper 90 degrees and fold the other bottom corner toward the center. Keep rotating and folding your paper until you've made a smaller square containing four triangles. Flip the paper over and fold each corner to the center again. Google how to fold a paper fortune teller if you aren't sure - there are plenty of videos showing you how to.