



QUEEN ELIZABETH II



COMMEMORATIVE BOOKLET



**FAMILY
LOWDOWN**

? QUEEN ELIZABETH II: WHAT WE KNOW ?

Around this image of the Queen, write down all the words that you associate with her. It could be information you know, her personal qualities or something about her family and the monarchy. You can ask a grown up to help you.

Why not colour the picture in too?



MONARCHY

When a country has a King or Queen and they are the Head of the Government.

QUEEN ELIZABETH: FINDING OUT MORE

One way to feel connected to the Queen is to know a bit more about her personally. Use the following questions to do a bit of research on a tablet or device to find out more about what the Queen liked and why. You can ask a grown up to help you.



Can you find out two facts about the Queen's love for corgis?

What was the Queen's favourite flower? Draw a picture of it below.



The Queen often carried a handbag. What items were usually inside?

The Queen had lots of hobbies! Find out two of them and write / draw them below

CORGI

A short-legged dog breed with a foxlike head.

QUEEN ELIZABETH: INTERESTING FACTS



Did you know that the a Queen cannot be arrested? Or that the Queen actually had more than one birthday? On this page you can find out some facts about Queen Elizabeth that really are very interesting.

She was crowned Queen on 2 June 1953. In 1953, only 3 million people had TV. Her coronation was watched by a TV audience of 20 million people!

She was the longest reigning monarch in Britain and second longest in the world! Her great-great Grandmother Queen Victoria reigned for 63 years.

SHARE THESE FACTS WITH FAMILY AND FRIENDS

She was the only person in the UK allowed to drive without a licence!
She drove all sorts of different vehicles and kept driving even in her later years!

The Queen did not have her own passport. Every passport in the United Kingdom is issued with the Queen's name, and so she was not required to have one.

Queen Elizabeth was only six years old when she was given her first home in the grounds of Windsor's Royal Lodge called Y Bwthyn Bach, which means "little cottage".

Queen Elizabeth II was a fan of technology and first sent an email in 1976. Another interesting fact is that she published an Instagram post in 2019!

REIGN

When someone rules as monarch - the time of their rule is called their 'reign'



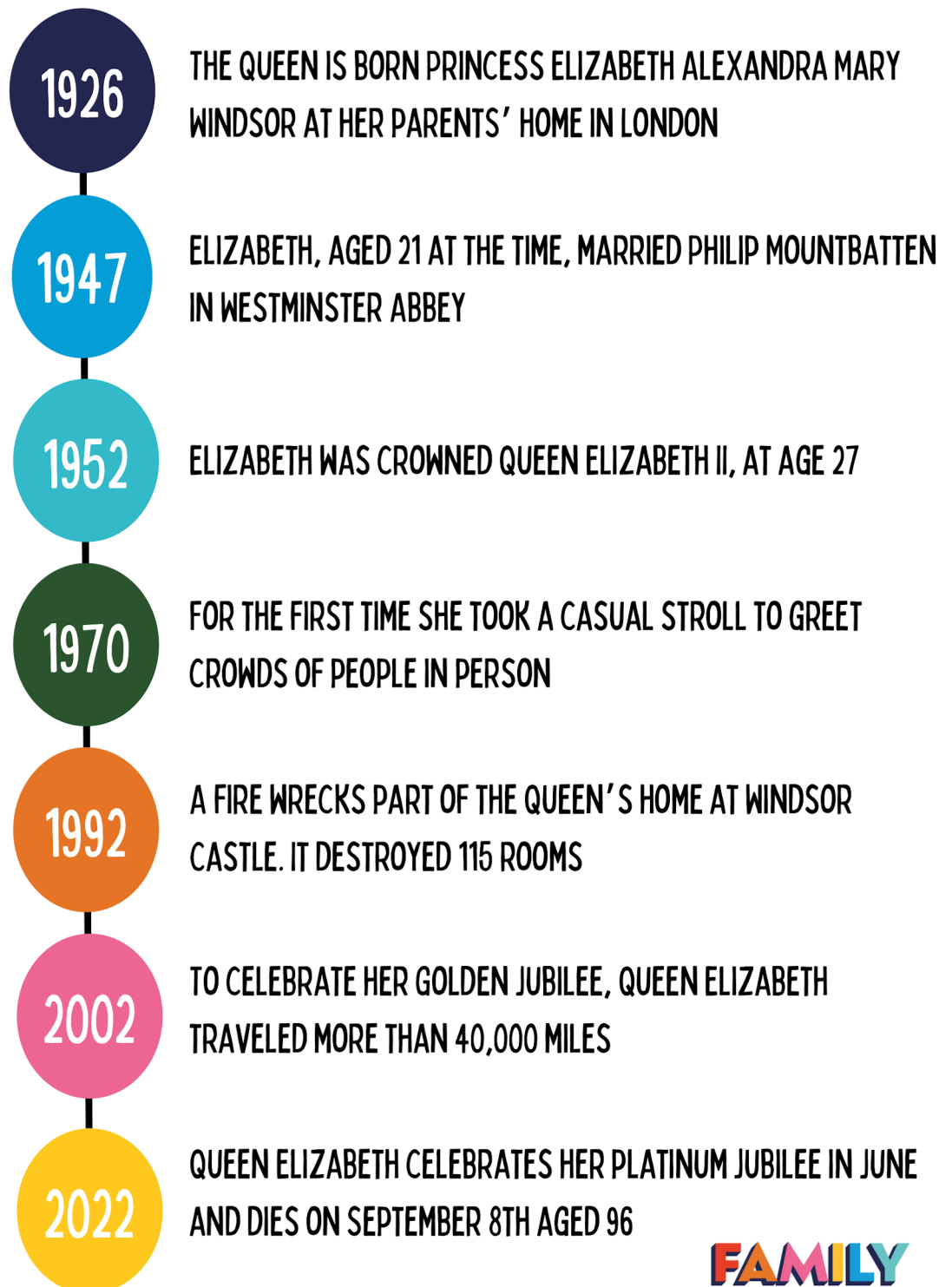
QUEEN ELIZABETH TIMELINE



Queen Elizabeth ruled for 70 years and saw a lot of change during her lifetime. Below you will see a timeline of important events that happened during her reign.



DRAW PICTURES TO ILLUSTRATE THE TIMELINE OF THE QUEEN'S LIFE





WHERE DID THE QUEEN LIVE?




The Queen had six royal residences and she split her time between them, but also owns many other properties too. The most famous of these is Buckingham Palace in London which has 775 rooms. Windsor castle is the oldest and largest castle in the world with over 1000 rooms and was founded by William the Conqueror in the 11th Century!



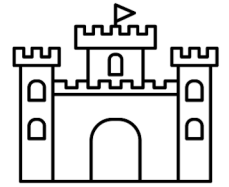
IF YOU COULD DESIGN A PALACE OR CASTLE, WHAT WOULD IT LOOK LIKE AND WHAT FEATURES WOULD IT HAVE? LOOK AT THESE IMAGES AND HAVE A THINK ABOUT WHAT MAKES THEM A GOOD PLACE FOR A MONARCH TO LIVE.

STATELY HOME

a large and impressive house that is occupied or was formerly occupied by an aristocratic family.



A HOME FIT FOR A QUEEN



Use the space below to create your own home fit for a queen. Look at the examples of where the queen lived on the last page, and you can look up images online too and. If you don't like drawing why not try using Lego, dough or clay, bits from the recycling box or scavenging for natural materials to build with in your garden.

You can draw the outside of the building, the inside of a room that you think would be important or even just list the things that you think would make a good royal palace or castle. Use the information on the previous pages about the queen to help you work out what you might need.




PALACE

A large and impressive building forming the official residence of a ruler.

YOUR FEELINGS ABOUT THE QUEEN



When a big event happens, like the death of the Queen it is likely to make people feel different emotions. We might feel sad and unhappy, but we also might feel unsure and confused about what happens next. We might also feel curious to learn more about her and her remarkable life. Whatever you are feeling will be personal to you and if you are feeling sad, it is good to talk about it with a grown up.



Use this diary page to write down or draw pictures to show how you feel about the Queen.

You might feel proud of what she achieved.

You might feel sad for her family.

You might have lots of questions you want to ask.

Don't be afraid to be honest.






DESIGN A COMMEMORATIVE STAMP



Very often, significant events are captured on stamps. They can be happy events or sad events. To mark the sad occasion of the Queen's death, you might like to design your own stamp to celebrate her life. Think about what you know about the Queen already - it could be a portrait, where she lived or even a collection of pictures that you feel represents her.



POSTAGE STAMP

A small piece of paper which is stuck to a letter to show a certain amount of money has been paid.

QUEEN ELIZABETH II COMMEMORATIVE BOOKLET

For more support on dealing with some of the issues raised in this booklet, you might find these articles helpful.

Ten books about grief and loss

familylowdown.com/post/books-about-grief-and-loss

How to talk to your kids about death

familylowdown.com/post/talking-to-kids-about-death



**FAMILY
LOWDOWN**